




Series	Shower	Direct Bar	Low angle
Definition	Ring lights have a high degree of uniformity all around them, producing bright, vivid images with wide-area illumination.	High-intensity LED bar lighting with a flat panel mount. To provide the best oblique lighting conditions, it will offer a high-density array using high-intensity LEDs.	This series has low-angle lighting that makes it easy to spot edges, embossing, and damage on metal surfaces while entirely obliterating the space below them.
Characteristic	Working distance requirement		
	CLOSE, MEDIUM	CLOSE, MEDIUM, FAR (depends on the model)	CLOSE
	Lighting shape		
	Ring/ Square	Bar	Ring
Application	Substrate inspection Label inspection Flat inspection Fiducial recognition	Label Inspection Character inspectio Code recognition Lead inspection	Edge Detection Scratch on Metal Glossy Surface
Application Sample	Sample		
			
	Result		
	